

## HS-15



Jump July 30, 2015 XC August 1, 2015, Park City, Utah

## Official Nordic Combined Results



Rank	StNr	Name	Club	J Pts	J Rank	Start Time	Finish Time	XC Time	XC Rank	Time Diff	Min/km
<b>Class U10 W</b>			1 km ind								
1	83	Campbell, Emily	PCNSC	219.2	1	0:00.0	5:15.0	5:15.0	1	0:00.0	5:15.0
2	20	Sias, Shea	SSWSC	193.7	3	0:38.0	6:28.0	5:50.0	2	1:13.0	5:50.0
3	86	Johnson, Josie	PCNSC	210.8	2	0:13.0	6:41.0	6:28.0	3	1:26.0	6:28.0
<b>Class U10 M</b>			1 km ind								
1	21	Glyvka, Maxim	CEN	236.5	1	0:00.0	5:28.0	5:28.0	2	0:00.0	5:28.0
2	27	Roepke, Root	PCNSC	225.3	3	0:17.0	5:32.0	5:15.0	1	0:04.0	5:15.0
3	87	Olden, Ryder	PCNSC	227.9	2	0:13.0	5:47.0	5:34.0	3	0:19.0	5:34.0
4	45	Roepke, Augue	PCNSC	143.0	5	2:20.0	8:10.0	5:50.0	4	2:42.0	5:50.0
DNS	88	Greally, Conner	PCNSC	210.5	4						

Technical Delegate

Chief of Competition



**PARK CITY NORDIC SKI  
CLUB**






Jump July 30, 2015 XC August 1, 2015, Park City, Utah

## Official Nordic Combined Results



Rank	StNr	Name	Club	J Pts	J Rank	Start Time	Finish Time	XC Time	XC Rank	Time Diff	Min/km
<b>Class U12 G</b>			2 km ind								
1	25	Loutit, Alexandria	ANSC	177.4	1	0:00.0	11:48.0	11:48.0	1	0:00.0	5:54.0
2	85	Olden, Macy	PCNSC	138.1	2	1:07.0	14:05.0	12:58.0	2	2:17.0	6:29.0
DNS	27	Wilkinson, Tinsley	SSWSC		3						
<b>Class U12 B</b>			2 km ind								
1	84	Campbell, Wess	PCNSC	173.8	2	0:17.0	9:47.0	9:30.0	1	0:00.0	4:45.0
2	23	Head, Gavin	ANSC	183.9	1	0:00.0	11:30.0	11:30.0	2	1:43.0	5:45.0
<b>Class Open C</b>			2 km ind								
1	26	Hibl, McKinley	PCNSC	150.6	2	0:48.0	11:20.0	10:32.0	1	0:00.0	5:16.0
2	24	Struble, Lexi	CEN	178.4	1	0:00.0	11:41.0	11:41.0	2	0:21.0	5:50.5

  
 Technical Delegate

  
 Chief of Competition



**PARK CITY NORDIC SKI  
 CLUB**






3K  
Zoltrski

Jump July 30, 2015 XC August 1, 2015, Park City, Utah

### Official Nordic Combined Results



Rank	StNr	Name	Club	J Pts	J Rank	Start Time	Finish Time	XC Time	XC Rank	Time Diff	Min/km
<b>Class U14 G</b>			3 km ind								
1	37	Wilson, Sabine	PCNSC	136.7	2	1:26.0	10:43.0	9:17.0	1	0:00.0	3:05.7
2	40	Arnone, Tess	SSWSC	82.8	3	3:14.0	14:33.0	11:19.0	2	3:50.0	3:46.3
DNS	33	Belshaw, Annika	FLY GIRLS	179.7	1						
<b>Class U14 B</b>			3 km ind								
1	31	Jarrett, Jack	PCNSC	194.8	4	1:03.0	8:52.0	7:49.0	1	0:00.0	2:36.3
2	34	Gilbertson, Gunnar	SSWSC	176.8	6	1:39.0	9:46.0	8:07.0	2	0:54.0	2:42.3
3	35	Belshaw, Eric	SSWSC	175.0	7	1:42.0	10:02.0	8:20.0	3	1:10.0	2:46.7
4	36	Brubaker, Carter	ALASKA	137.6	9	2:57.0	12:13.0	9:16.0	4	3:21.0	3:05.3
5	42	Sais, Reid	SSWSC	56.3	13	5:40.0	17:19.0	11:39.0	5	8:27.0	3:53.0
DNS	19	Struble, Isaac	CEN	140.0	8						
DNS	28	Bolton, Sam	ANSC	226.1	1						
DNS	29	Tremblay, Stephane	ANSC	200.1	2						
DNS	30	Stretch, Max	ANSC	198.6	3						
DNS	32	Nichols, Evan	NYSEF	190.9	5						
DNS	38	Niven, Daniel	ANSC	128.2	10						
DNS	39	Clements, Curtis	ANSC	113.7	11						
DNS	41	Mewborn, Tommy	SSWSC	79.6	12						
<b>Class Open C</b>			3 km ind								
DNS	43	Goldsmith, Melissa	ANSC	54.6	3						
DNS	89	Drivdahl, Kristin	PCNSC	134.9	1						
DNS	97	Sedgwick, Kyle	PCNSC	131.0	2						

  
 Technical Delegate

  
 Chief of Competition



**PARK CITY NORDIC SKI  
CLUB**



3K  
Run

HS-42



Jump July 30, 2015 XC August 1, 2015, Park City, Utah



## Official Nordic Combined Results

Rank	StNr	Name	Club	J Pts	J Rank	Start Time	Finish Time	XC Time	XC Rank	Time Diff	Min/km
<b>Class U14 G</b>			3 km ind								
1	33	Belshaw, Annika	FLY GIRLS	179.7	1	0:00.0	16:05.0	16:05.0	1	0:00.0	5:21.7
DNS	37	Wilson, Sabine	PCNSC	136.7	2						
DNS	40	Arnone, Tess	SSWSC	82.8	3						
<b>Class U14 B</b>			3 km ind								
1	30	Stretch, Max	ANSC	198.6	3	0:55.0	14:31.0	13:36.0	2	0:00.0	4:32.0
2	28	Bolton, Sam	ANSC	226.1	1	0:00.0	16:05.0	16:05.0	5	1:34.0	5:21.7
3	29	Tremblay, Stephane	ANSC	200.1	2	0:52.0	16:29.0	15:37.0	3	1:58.0	5:12.3
4	39	Clements, Curtis	ANSC	113.7	11	3:45.0	17:05.0	13:20.0	1	2:34.0	4:26.7
5	38	Niven, Daniel	ANSC	128.2	10	3:16.0	19:16.0	16:00.0	4	4:45.0	5:20.0
6	19	Struble, Isaac	CEN	140.0	8	2:52.0	19:52.0	17:00.0	6	5:21.0	5:40.0
7	41	Mewborn, Tommy	SSWSC	79.6	12	4:53.0	21:58.0	17:05.0	7	7:27.0	5:41.7
DNS	31	Jarrett, Jack	PCNSC	194.8	4						
DNS	32	Nichols, Evan	NYSEF	190.9	5						
DNS	34	Gilbertson, Gunnar	SSWSC	176.8	6						
DNS	35	Belshaw, Eric	SSWSC	175.0	7						
DNS	36	Brubaker, Carter	ALASKA	137.6	9						
DNS	42	Sais, Reid	SSWSC	56.3	13						
<b>Class Open C</b>			3 km ind								
1	43	Goldsmith, Melissa	ANSC	54.6	3	2:41.0	23:18.0	20:37.0	1	0:00.0	6:52.3
DNS	89	Drivdahl, Kristin	PCNSC	134.9	1						
DNS	97	Sedgwick, Kyle	PCNSC	131.0	2						


  
Technical Delegate


  
Chief of Competition


PARK CITY NORDIC SKI  
CLUB






Jump July 30, 2015 XC August 1, 2015, Park City, Utah

## Official Nordic Combined Results



Rank	StNr	Name	Club	J Pts	J Rank	Start Time	Finish Time	XC Time	XC Rank	Time Diff	Min/km
Class U18 B		5.0 km ind									
1	48	Brubaker, Ryan	ALASKA	82.9	1	0:00.0	11:22.0	11:22.0	1	0:00.0	2:16.4
2	55	Shuttleworth, Nathan	ALASKA	43.6	3	2:37.0	15:26.0	12:49.0	2	4:04.0	2:33.8
3	52	Compton, Hugo	ALASKA	61.3	2	1:26.0	15:28.0	14:02.0	3	4:06.0	2:48.4


  
 Technical Delegate


  
 Chief of Competition


PARK CITY NORDIC SKI  
CLUB





Jump July 30, 2015 XC August 1, 2015, Park City, Utah

## Official Nordic Combined Results



Rank	StNr	Name	Club	J Pts	J Rank	Start Time	Finish Time	XC Time	XC Rank	Time Diff	Min/km
<b>Class U16 B</b>			5 km ind								
1	46	Ledger, Beckett	NYSEF	202.8	1	0:00.0	11:38.0	11:38.0	1	0:00.0	2:19.6
2	51	Andrews, Brenden	SSWSC	147.6	4	2:12.0	14:45.0	12:33.0	2	3:07.0	2:30.6
3	50	Gamber, Bennet	SSWSC	152.6	3	2:00.0	15:13.0	13:13.0	4	3:35.0	2:38.6
4	49	Rogans, Cory	ANSC	147.3	5	2:13.0	15:21.0	13:08.0	3	3:43.0	2:37.6
5	53	Murray, Alexander	ALASKA	118.8	7	3:22.0	16:38.0	13:16.0	5	5:00.0	2:39.2
6	54	Compton, Gus	ALASKA	100.1	8	4:06.0	19:48.0	15:42.0	6	8:10.0	3:08.4
DNS	47	Ripp, Aiden	CEN	174.8	2						
DNS	56	Propp, Malcolm	ANSC	75.9	9						


  
Technical Delegate


  
Chief of Competition


**PARK CITY NORDIC SKI  
CLUB**



## K120





Jump August 2, 2015 XC August 2, 2015, Park City, Utah

## Official Nordic Combined Results



Rank	StNr	Name	Club	J Pts	J Rank	Start Time	Finish Time	XC Time	XC Rank	Time Diff	Min/km
<b>Class Sr B</b>											
10 km ind											
1	1	Fletcher, Bryan	USANS	104.0	1	0:00.0	20:43.0	20:43.0	4	0:00.0	2:04.3
2	2	Loomis, Adam	USANS	97.5	2	0:26.0	20:48.0	20:22.0	1	0:05.0	2:02.2
3	5	Fletcher, Taylor	USANS	88.0	5	1:04.0	21:30.0	20:26.0	2	0:47.0	2:02.6
4	6	Ward, Michael	USANS	87.0	6	1:08.0	21:39.0	20:31.0	3	0:56.0	2:03.1
5	4	Good, Jasper	USANS	94.0	4	0:40.0	22:48.0	22:08.0	5	2:05.0	2:12.8
6	3	Berend, Ben	USANS	94.5	3	0:38.0	22:53.0	22:15.0	6	2:10.0	2:13.5
7	8	Schumann, Stephen	PCNSC	83.0	8	1:24.0	25:15.0	23:51.0	11	4:32.0	2:23.1
8	7	Andrews, Grant	SSWSC	84.3	7	1:19.0	25:28.0	24:09.0	12	4:45.0	2:24.9
9	15	Delaney, Colin	NYSEF	55.0	15	3:16.0	25:34.0	22:18.0	7	4:51.0	2:13.8
10	11	Loomis, Ben	PCNSC	68.5	11	2:22.0	25:36.0	23:14.0	9	4:53.0	2:19.4
11	12	Shumate, Jared	PCNSC	65.3	12	2:35.0	26:09.0	23:34.0	10	5:26.0	2:21.4
12	16	Schulz, Karl	NYSEF	43.3	16	4:03.0	26:30.0	22:27.0	8	5:47.0	2:14.7
13	9	Hoefler, Tucker	PCNSC	74.3	9	1:59.0	28:38.0	26:39.0	14	7:55.0	2:39.9
14	13	Dean, Decker	SSWSC	64.0	13	2:40.0	29:45.0	27:05.0	15	9:02.0	2:42.5
15	17	Schrock, Somer	CEN	38.5	17	4:22.0	30:37.0	26:15.0	13	9:54.0	2:37.5
DNF	14	Vargas, Koby	SSWSC	61.5	14						
DNS	10	Reid, Rogan	ANSC	71.8	10						

  
 Technical Delegate

  
 Chief of Competition



PARK CITY NORDIC SKI  
 CLUB

